







|  <p><b>SSFC ENACTED</b><br/>District by District<br/>Cuts as % of Total<br/>Budget &amp; Levy</p> | County     | ENACTED<br>State Aid<br>Cuts Per<br>Student | ENACTED<br>Cuts Amount<br>Above/Below<br>Avg (\$937) | 2011-12<br>Cuts Per<br>Student Per<br>County Cuts<br>Above/Below<br>Avg (\$937) |
|--|------------|---|--|---|
| BERNE KNOX   | Albany     | -\$1,821                                    | \$884  | Albany  |
| GREEN ISLAND   | Albany     | -\$1,593                                    | \$656  | -\$983  |
| RAVENA COEYMAN   | Albany     | -\$1,549                                    | \$612  |   |
| ALBANY   | Albany     | -\$1,205                                    | \$269  |   |
| COHOES   | Albany     | -\$1,186                                    | \$249  |   |
| WATERVLIET   | Albany     | -\$1,046                                    | \$109  |   |
| VOORHEESVILLE  | Albany     | -\$874                                      | -\$63  |   |
| BETHLEHEM  | Albany     | -\$823                                      | -\$114   |   |
| GUILDERLAND  | Albany     | -\$799                                      | -\$138   |   |
| SOUTH COLONIE  | Albany     | -\$740                                      | -\$197   |   |
| NORTH COLONIE  | Albany     | -\$683                                      | -\$254   |   |
| MENANDS  | Albany     | -\$596                                      | -\$341   |   |
| ALFRED ALMOND  | Allegany   | -\$1,938                                    | \$1,002  | Allegany  |
| BELFAST  | Allegany   | -\$1,577                                    | \$640  | -\$1,392  |
| SCIO   | Allegany   | -\$1,476                                    | \$540  |   |
| WHITESVILLE  | Allegany   | -\$1,418                                    | \$482  |   |
| CUBA-RUSHFORD  | Allegany   | -\$1,411                                    | \$475  |   |
| ANDOVER  | Allegany   | -\$1,399                                    | \$462  |   |
| GENESEE VALLEY   | Allegany   | -\$1,367                                    | \$430  |   |
| CANASERAGA   | Allegany   | -\$1,355                                    | \$418  |   |
| FILLMORE   | Allegany   | -\$1,279                                    | \$342  |   |
| FRIENDSHIP   | Allegany   | -\$1,272                                    | \$335  |   |
| WELLSVILLE   | Allegany   | -\$1,206                                    | \$270  |   |
| BOLIVAR-RICHBG   | Allegany   | -\$1,315                                    | \$378  |   |
| CHENANGO FORKS   | Broome     | -\$1,942                                    | \$1,005  | Broome  |
| SUSQUEHANNA VA   | Broome     | -\$1,861                                    | \$924  | -\$1,343  |
| WINDSOR  | Broome     | -\$1,769                                    | \$832  |   |
| DEPOSIT  | Broome     | -\$1,658                                    | \$721  |   |
| CHENANGO VALLE   | Broome     | -\$1,400                                    | \$464  |   |
| UNION-ENDICOTT   | Broome     | -\$1,398                                    | \$461  |   |
| MAINE ENDWELL  | Broome     | -\$1,396                                    | \$459  |   |
| WHITNEY POINT  | Broome     | -\$1,240                                    | \$304  |   |
| HARPURSVILLE   | Broome     | -\$1,168                                    | \$231  |   |
| VESTAL   | Broome     | -\$1,126                                    | \$189  |   |
| JOHNSON CITY   | Broome     | -\$1,125                                    | \$188  |   |
| BINGHAMTON   | Broome     | -\$1,061                                    | \$124  |   |
| WEST VALLEY  | Cattaraugu | -\$2,065                                    | \$1,128  | Cattaraugus   |
| ALLEGANY-LIMES   | Cattaraugu | -\$1,799                                    | \$863  | -\$1,303  |
| PORTVILLE  | Cattaraugu | -\$1,762                                    | \$826  |   |


|  <p><b>SSFC ENACTED</b><br/>District by District<br/>Cuts as % of Total<br/>Budget &amp; Levy</p> | County     | ENACTED<br>State Aid<br>Cuts Per<br>Student | ENACTED<br>Cuts Amount<br>Above/Below<br>Avg (\$937) | 2011-12<br>Cuts Per<br>Student Per<br>County Cuts<br>Above/Below<br>Avg (\$937) |
|--|------------|---|--|---|
| FRANKLINVILLE  | Cattaraugu | -\$1,506                                    | \$570  |   |
| CATTARAUGUS-LI   | Cattaraugu | -\$1,420                                    | \$483  |   |
| HINSDALE   | Cattaraugu | -\$1,395                                    | \$458  |   |
| GOWANDA  | Cattaraugu | -\$1,247                                    | \$311  |   |
| YORKSHRE-PIONE   | Cattaraugu | -\$1,232                                    | \$296  |   |
| SALAMANCA  | Cattaraugu | -\$1,219                                    | \$282  |   |
| RANDOLPH   | Cattaraugu | -\$1,080                                    | \$144  |   |
| OLEAN  | Cattaraugu | -\$977                                      | \$40   |   |
| ELLCOTTVILLE   | Cattaraugu | -\$816                                      | -\$120   |   |
| SOUTHERN CAYUG   | Cayuga     | -\$2,181                                    | \$1,244  | Cayuga  |
| MORAVIA  | Cayuga     | -\$2,049                                    | \$1,113  | -\$1,768  |
| UNION SPRINGS  | Cayuga     | -\$1,950                                    | \$1,013  |   |
| PORT BYRON   | Cayuga     | -\$1,855                                    | \$918  |   |
| CATO MERIDIAN  | Cayuga     | -\$1,855                                    | \$918  |   |
| WEEDSPORT  | Cayuga     | -\$1,714                                    | \$777  |   |
| AUBURN   | Cayuga     | -\$1,569                                    | \$632  |   |
| PANAMA   | Chautauqu  | -\$2,078                                    | \$1,141  | Chautauqua  |
| FREWSBURG  | Chautauqu  | -\$1,757                                    | \$820  | -\$1,206  |
| FALCONER   | Chautauqu  | -\$1,567                                    | \$630  |   |
| PINE VALLEY  | Chautauqu  | -\$1,483                                    | \$547  |   |
| RIPLEY   | Chautauqu  | -\$1,447                                    | \$510  |   |
| FREDONIA   | Chautauqu  | -\$1,440                                    | \$503  |   |
| CLYMER   | Chautauqu  | -\$1,371                                    | \$435  |   |
| SOUTHWESTERN   | Chautauqu  | -\$1,354                                    | \$418  |   |
| WESTFIELD  | Chautauqu  | -\$1,278                                    | \$341  |   |
| SHERMAN  | Chautauqu  | -\$1,262                                    | \$325  |   |
| BROCTON  | Chautauqu  | -\$1,256                                    | \$320  |   |
| SILVER CREEK   | Chautauqu  | -\$1,239                                    | \$302  |   |
| FORESTVILLE  | Chautauqu  | -\$1,219                                    | \$283  |   |
| CASSADAGA VALL   | Chautauqu  | -\$1,148                                    | \$211  |   |
| BEMUS POINT  | Chautauqu  | -\$1,028                                    | \$91   |   |
| DUNKIRK  | Chautauqu  | -\$1,027                                    | \$90   |   |
| JAMESTOWN  | Chautauqu  | -\$889                                      | -\$48  |   |
| CHAUTAUQUA   | Chautauqu  | -\$797                                      | -\$140   |   |
| ELMIRA HEIGHTS   | Chemung    | -\$1,661                                    | \$725  | Chemung   |
| HORSEHEADS   | Chemung    | -\$1,365                                    | \$428  | -\$1,290  |
| ELMIRA   | Chemung    | -\$1,094                                    | \$158  |   |
| BAINBRIDGE GUI   | Chenango   | -\$1,947                                    | \$1,010  |   |
| GRGETWN-SO OTS   | Chenango   | -\$1,490                                    | \$553  |   |


|  <p><b>SSFC ENACTED</b><br/>District by District<br/>Cuts as % of Total<br/>Budget &amp; Levy</p> | County   | ENACTED<br>State Aid<br>Cuts Per<br>Student | ENACTED<br>Cuts Amount<br>Above/Below<br>Avg (\$937) | 2011-12<br>Cuts Per<br>Student Per<br>County Cuts<br>Above/Below<br>Avg (\$937) |
|--|----------|---|--|---|
| UNADILLA   | Chenango | -\$1,444                                    | \$508  | Chenango  |
| OXFORD   | Chenango | -\$1,361                                    | \$425  | -\$1,248  |
| GREENE   | Chenango | -\$1,335                                    | \$398  |   |
| SHERBURNE EARL   | Chenango | -\$1,274                                    | \$338  |   |
| NORWICH  | Chenango | -\$1,146                                    | \$210  |   |
| AFTON  | Chenango | -\$1,023                                    | \$86   |   |
| NORTHEASTERN   | Clinton  | -\$2,042                                    | \$1,106  | Clinton   |
| PERU   | Clinton  | -\$2,010                                    | \$1,073  | -\$1,624  |
| SARANAC  | Clinton  | -\$1,995                                    | \$1,059  |   |
| CHAZY  | Clinton  | -\$1,595                                    | \$658  |   |
| AUSABLE VALLEY   | Clinton  | -\$1,416                                    | \$480  |   |
| PLATTSBURGH  | Clinton  | -\$1,315                                    | \$378  |   |
| NORTHRN ADIRON   | Clinton  | -\$1,236                                    | \$300  |   |
| BEEKMANTOWN  | Clinton  | -\$1,233                                    | \$297  |   |
| HUDSON   | Columbia | -\$1,395                                    | \$458  | Columbia  |
| KINDERHOOK   | Columbia | -\$1,363                                    | \$427  | -\$1,131  |
| GERMANTOWN   | Columbia | -\$1,121                                    | \$184  |   |
| NEW LEBANON  | Columbia | -\$856                                      | -\$81  |   |
| COPAKE-TACONIC   | Columbia | -\$845                                      | -\$92  |   |
| CHATHAM  | Columbia | -\$820                                      | -\$117   |   |
| HOMER  | Cortland | -\$1,740                                    | \$804  | Cortland  |
| CINCINNATUS  | Cortland | -\$1,373                                    | \$436  | -\$1,246  |
| MCGRAW   | Cortland | -\$1,148                                    | \$211  |   |
| MARATHON   | Cortland | -\$1,148                                    | \$211  |   |
| CORTLAND   | Cortland | -\$874                                      | -\$62  |   |
| DELHI  | Delaware | -\$1,846                                    | \$909  | Delaware  |
| ANDES  | Delaware | -\$1,764                                    | \$828  | -\$1,411  |
| HANCOCK  | Delaware | -\$1,730                                    | \$793  |   |
| FRANKLIN   | Delaware | -\$1,502                                    | \$565  |   |
| STAMFORD   | Delaware | -\$1,448                                    | \$511  |   |
| S. KORTRIGHT   | Delaware | -\$1,405                                    | \$468  |   |
| SIDNEY   | Delaware | -\$1,392                                    | \$455  |   |
| CHARLOTTE VALL   | Delaware | -\$1,388                                    | \$451  |   |
| MARGARETVILLE  | Delaware | -\$1,260                                    | \$323  |   |
| WALTON   | Delaware | -\$1,199                                    | \$263  |   |
| DOWNSVILLE   | Delaware | -\$1,072                                    | \$135  |   |
| ROXBURY  | Delaware | -\$1,047                                    | \$110  |   |
| PINE PLAINS  | Dutchess | -\$1,233                                    | \$296  | Dutchess  |
| POUGHKEEPSIE   | Dutchess | -\$1,151                                    | \$215  | -\$905  |


|  <p><b>SSFC ENACTED</b><br/>District by District<br/>Cuts as % of Total<br/>Budget &amp; Levy</p> | County   | ENACTED<br>State Aid<br>Cuts Per<br>Student | ENACTED<br>Cuts Amount<br>Above/Below<br>Avg (\$937) | 2011-12<br>Cuts Per<br>Student Per<br>County Cuts<br>Above/Below<br>Avg (\$937) |
|--|----------|---|--|---|
| NORTHEAST  | Dutchess | -\$1,120                                    | \$183  |   |
| BEACON   | Dutchess | -\$1,120                                    | \$183  |   |
| DOVER  | Dutchess | -\$1,077                                    | \$140  |   |
| HYDE PARK  | Dutchess | -\$1,025                                    | \$88   |   |
| ARLINGTON  | Dutchess | -\$909                                      | -\$27  |   |
| SPACKENKILL  | Dutchess | -\$876                                      | -\$61  |   |
| RED HOOK   | Dutchess | -\$814                                      | -\$122   |   |
| WAPPINGERS   | Dutchess | -\$784                                      | -\$152   |   |
| PAWLING  | Dutchess | -\$532                                      | -\$404   |   |
| MILLBROOK  | Dutchess | -\$531                                      | -\$406   |   |
| RHINEBECK  | Dutchess | -\$470                                      | -\$467   |   |
| NORTH COLLINS  | Erie     | -\$2,090                                    | \$1,153  | Erie  |
| EVANS-BRANT  | Erie     | -\$1,997                                    | \$1,060  | -\$1,032  |
| HOLLAND  | Erie     | -\$1,754                                    | \$817  |   |
| TONAWANDA  | Erie     | -\$1,690                                    | \$753  |   |
| AKRON  | Erie     | -\$1,662                                    | \$725  |   |
| SPRINGVILLE-GR   | Erie     | -\$1,647                                    | \$710  |   |
| DEPEW  | Erie     | -\$1,560                                    | \$623  |   |
| SLOAN  | Erie     | -\$1,536                                    | \$600  |   |
| CLEVELAND HILL   | Erie     | -\$1,513                                    | \$576  |   |
| ALDEN  | Erie     | -\$1,397                                    | \$460  |   |
| MARYVALE   | Erie     | -\$1,226                                    | \$289  |   |
| WEST SENECA  | Erie     | -\$1,221                                    | \$284  |   |
| KENMORE  | Erie     | -\$1,201                                    | \$265  |   |
| FRONTIER   | Erie     | -\$1,200                                    | \$264  |   |
| EDEN   | Erie     | -\$1,180                                    | \$244  |   |
| LACKAWANNA   | Erie     | -\$1,095                                    | \$159  |   |
| GRAND ISLAND   | Erie     | -\$1,066                                    | \$129  |   |
| SWEET HOME   | Erie     | -\$1,064                                    | \$127  |   |
| HAMBURG  | Erie     | -\$1,060                                    | \$123  |   |
| IROQUOIS   | Erie     | -\$999                                      | \$63   |   |
| CHEEKTOWAGA  | Erie     | -\$965                                      | \$28   |   |
| LANCASTER  | Erie     | -\$953                                      | \$16   |   |
| ORCHARD PARK   | Erie     | -\$866                                      | -\$70  |   |
| BUFFALO  | Erie     | -\$848                                      | -\$88  |   |
| EAST AURORA  | Erie     | -\$777                                      | -\$159   |   |
| CLARENCE   | Erie     | -\$776                                      | -\$161   |   |
| WILLIAMSVILLE  | Erie     | -\$664                                      | -\$272   |   |
| AMHERST  | Erie     | -\$661                                      | -\$276   |   |


|  <p><b>SSFC ENACTED</b><br/>District by District<br/>Cuts as % of Total<br/>Budget &amp; Levy</p> | County   | ENACTED<br>State Aid<br>Cuts Per<br>Student | ENACTED<br>Cuts Amount<br>Above/Below<br>Avg (\$937) | 2011-12<br>Cuts Per<br>Student Per<br>County Cuts<br>Above/Below<br>Avg (\$937) |
|--|----------|---|--|---|
| ELIZABETHTOWN  | Essex    | -\$2,194                                    | \$1,258  | Essex   |
| MINERVA  | Essex    | -\$2,090                                    | \$1,153  | -\$1,271  |
| CROWN POINT  | Essex    | -\$1,627                                    | \$690  |   |
| NEWCOMB  | Essex    | -\$1,314                                    | \$377  |   |
| MORIAH   | Essex    | -\$1,188                                    | \$251  |   |
| WESTPORT   | Essex    | -\$922                                      | -\$15  |   |
| TICONDEROGA  | Essex    | -\$884                                      | -\$53  |   |
| SCHROON LAKE   | Essex    | -\$852                                      | -\$85  |   |
| WILLSBORO  | Essex    | -\$840                                      | -\$97  |   |
| KEENE  | Essex    | -\$811                                      | -\$125   |   |
| LAKE PLACID  | Essex    | -\$602                                      | -\$335   |   |
| TUPPER LAKE  | Franklin | -\$1,871                                    | \$935  | Franklin  |
| ST REGIS FALLS   | Franklin | -\$1,650                                    | \$714  | -\$1,247  |
| SALMON RIVER   | Franklin | -\$1,187                                    | \$250  |   |
| CHATEAUGAY   | Franklin | -\$1,174                                    | \$238  |   |
| MALONE   | Franklin | -\$1,173                                    | \$237  |   |
| BRUSHTON MOIRA   | Franklin | -\$1,158                                    | \$221  |   |
| SARANAC LAKE   | Franklin | -\$1,048                                    | \$111  |   |
| WHEELERVILLE   | Fulton   | -\$1,870                                    | \$933  | Fulton  |
| MAYFIELD   | Fulton   | -\$1,797                                    | \$860  | -\$1,198  |
| OPPENHEIM EPHR   | Fulton   | -\$1,599                                    | \$663  |   |
| BROADALBIN-PER   | Fulton   | -\$1,444                                    | \$507  |   |
| NORTHVILLE   | Fulton   | -\$1,160                                    | \$224  |   |
| JOHNSTOWN  | Fulton   | -\$953                                      | \$17   |   |
| GLOVERSVILLE   | Fulton   | -\$942                                      | \$6  |   |
| PEMBROKE   | Genesee  | -\$2,149                                    | \$1,213  | Genesee   |
| ALEXANDER  | Genesee  | -\$1,910                                    | \$974  | -\$1,648  |
| BYRON BERGEN   | Genesee  | -\$1,907                                    | \$970  |   |
| PAVILION   | Genesee  | -\$1,879                                    | \$942  |   |
| OAKFIELD ALABA   | Genesee  | -\$1,771                                    | \$834  |   |
| LE ROY   | Genesee  | -\$1,710                                    | \$773  |   |
| ELBA   | Genesee  | -\$1,600                                    | \$663  |   |
| BATAVIA  | Genesee  | -\$1,078                                    | \$141  |   |
| CAIRO-DURHAM   | Greene   | -\$1,684                                    | \$747  | Greene  |
| CATSKILL   | Greene   | -\$1,365                                    | \$428  | -\$1,279  |
| GREENVILLE   | Greene   | -\$1,285                                    | \$349  |   |
| COXSACKIE ATHE   | Greene   | -\$1,023                                    | \$86   |   |
| HUNTER TANNERS   | Greene   | -\$1,017                                    | \$80   |   |
| WINDHAM ASHLAN   | Greene   | -\$699                                      | -\$238   |   |


|  <p><b>SSFC ENACTED</b><br/>District by District<br/>Cuts as % of Total<br/>Budget &amp; Levy</p> | County     | ENACTED<br>State Aid<br>Cuts Per<br>Student | ENACTED<br>Cuts Amount<br>Above/Below<br>Avg (\$937) | 2011-12<br>Cuts Per<br>Student Per<br>County Cuts<br>Above/Below<br>Avg (\$937) |
|--|------------|---|--|---|
| LONG LAKE  | Hamilton   | -\$1,821                                    | \$884  | Hamilton  |
| LAKE PLEASANT  | Hamilton   | -\$1,388                                    | \$451  | -\$1,331  |
| WELLS  | Hamilton   | -\$1,371                                    | \$435  |   |
| INDIAN LAKE  | Hamilton   | -\$1,062                                    | \$125  |   |
| VAN HORNSVILLE   | Herkimer   | -\$1,595                                    | \$658  | Herkimer  |
| FRANKFORT-SCHU   | Herkimer   | -\$1,535                                    | \$598  | -\$1,192  |
| POLAND   | Herkimer   | -\$1,282                                    | \$345  |   |
| MT MARKHAM CSD   | Herkimer   | -\$1,258                                    | \$321  |   |
| DOLGEVILLE   | Herkimer   | -\$1,251                                    | \$315  |   |
| WEST CANADA VA   | Herkimer   | -\$1,220                                    | \$283  |   |
| MOHAWK   | Herkimer   | -\$1,143                                    | \$206  |   |
| LITTLE FALLS   | Herkimer   | -\$1,102                                    | \$165  |   |
| ILION  | Herkimer   | -\$1,047                                    | \$110  |   |
| HERKIMER   | Herkimer   | -\$1,041                                    | \$105  |   |
| TOWN OF WEBB   | Herkimer   | -\$704                                      | -\$233   |   |
| S. JEFFERSON   | Jefferson  | -\$1,626                                    | \$689  | Jefferson   |
| SACKETS HARBOR   | Jefferson  | -\$1,431                                    | \$494  | -\$1,024  |
| GENERAL BROWN  | Jefferson  | -\$1,390                                    | \$453  |   |
| LYME   | Jefferson  | -\$1,295                                    | \$358  |   |
| THOUSAND ISLAN   | Jefferson  | -\$1,227                                    | \$290  |   |
| BELLEVILLE-HEN   | Jefferson  | -\$1,094                                    | \$158  |   |
| ALEXANDRIA   | Jefferson  | -\$1,072                                    | \$135  |   |
| LA FARGEVILLE  | Jefferson  | -\$987                                      | \$51   |   |
| INDIAN RIVER   | Jefferson  | -\$876                                      | -\$61  |   |
| CARTHAGE   | Jefferson  | -\$850                                      | -\$86  |   |
| WATERTOWN  | Jefferson  | -\$782                                      | -\$154   |   |
| BEAVER RIVER   | Lewis      | -\$1,877                                    | \$940  | Lewis   |
| HARRISVILLE  | Lewis      | -\$1,736                                    | \$800  | -\$1,413  |
| SOUTH LEWIS  | Lewis      | -\$1,388                                    | \$452  |   |
| COPENHAGEN   | Lewis      | -\$1,180                                    | \$244  |   |
| LOWVILLE   | Lewis      | -\$1,126                                    | \$189  |   |
| YORK   | Livingston | -\$1,846                                    | \$909  | Livingston  |
| CALEDONIA MUMF   | Livingston | -\$1,809                                    | \$873  | -\$1,499  |
| MOUNT MORRIS   | Livingston | -\$1,518                                    | \$581  |   |
| DALTON-NUNDA   | Livingston | -\$1,494                                    | \$557  |   |
| DANSVILLE  | Livingston | -\$1,470                                    | \$534  |   |
| GENESE0  | Livingston | -\$1,437                                    | \$500  |   |
| AVON   | Livingston | -\$1,364                                    | \$428  |   |
| LIVONIA  | Livingston | -\$1,317                                    | \$380  |   |


|  <p><b>SSFC ENACTED</b><br/>District by District<br/>Cuts as % of Total<br/>Budget &amp; Levy</p> | County   | ENACTED<br>State Aid<br>Cuts Per<br>Student | ENACTED<br>Cuts Amount<br>Above/Below<br>Avg (\$937) | 2011-12<br>Cuts Per<br>Student Per<br>County Cuts<br>Above/Below<br>Avg (\$937) |
|--|----------|---|--|---|
| ONEIDA CITY  | Madison  | -\$1,687                                    | \$750  | Madison   |
| MADISON  | Madison  | -\$1,634                                    | \$697  | -\$1,450  |
| CANASTOTA  | Madison  | -\$1,621                                    | \$685  |   |
| CHITTENANGO  | Madison  | -\$1,493                                    | \$557  |   |
| DE RUYTER  | Madison  | -\$1,490                                    | \$554  |   |
| BROOKFIELD   | Madison  | -\$1,452                                    | \$516  |   |
| HAMILTON   | Madison  | -\$1,401                                    | \$465  |   |
| MORRISVILLE EA   | Madison  | -\$1,285                                    | \$348  |   |
| STOCKBRIDGE VA   | Madison  | -\$1,255                                    | \$318  |   |
| CAZENOVIA  | Madison  | -\$973                                      | \$37   |   |
| BROCKPORT  | Monroe   | -\$1,831                                    | \$894  | Monroe  |
| WHEATLAND CHIL   | Monroe   | -\$1,660                                    | \$723  | -\$990  |
| EAST ROCHESTER   | Monroe   | -\$1,558                                    | \$621  |   |
| CHURCHVILLE CH   | Monroe   | -\$1,395                                    | \$459  |   |
| SPENCERPORT  | Monroe   | -\$1,338                                    | \$402  |   |
| GATES CHILI  | Monroe   | -\$1,333                                    | \$397  |   |
| GREECE   | Monroe   | -\$1,290                                    | \$354  |   |
| HILTON   | Monroe   | -\$1,173                                    | \$236  |   |
| E. IRONDEQUOIT   | Monroe   | -\$1,152                                    | \$215  |   |
| FAIRPORT   | Monroe   | -\$1,059                                    | \$122  |   |
| RUSH HENRIETTA   | Monroe   | -\$1,007                                    | \$71   |   |
| WEBSTER  | Monroe   | -\$984                                      | \$48   |   |
| W. IRONDEQUOIT   | Monroe   | -\$972                                      | \$36   |   |
| HONEOYE FALLS  | Monroe   | -\$926                                      | -\$11  |   |
| PENFIELD   | Monroe   | -\$827                                      | -\$110   |   |
| ROCHESTER  | Monroe   | -\$713                                      | -\$224   |   |
| BRIGHTON   | Monroe   | -\$625                                      | -\$312   |   |
| PITTSFORD  | Monroe   | -\$516                                      | -\$420   |   |
| FONDA FULTONVI   | Montgome | -\$1,923                                    | \$986  | Montgomery  |
| ST JOHNSVILLE  | Montgome | -\$1,375                                    | \$438  | -\$1,211  |
| FORT PLAIN   | Montgome | -\$1,257                                    | \$321  |   |
| CANAJOHARIE  | Montgome | -\$1,201                                    | \$264  |   |
| AMSTERDAM  | Montgome | -\$912                                      | -\$25  |   |
| FREERPORT  | Nassau   | -\$1,369                                    | \$433  | Nassau  |
| ROOSEVELT  | Nassau   | -\$1,295                                    | \$358  | -\$652  |
| UNIONDALE  | Nassau   | -\$1,040                                    | \$103  |   |
| V STR TWENTY-F   | Nassau   | -\$1,023                                    | \$86   |   |
| HEMPSTEAD  | Nassau   | -\$993                                      | \$56   |   |
| LONG BEACH   | Nassau   | -\$986                                      | \$50   |   |


|  <p><b>SSFC ENACTED</b><br/>District by District<br/>Cuts as % of Total<br/>Budget &amp; Levy</p> | County | ENACTED<br>State Aid<br>Cuts Per<br>Student | ENACTED<br>Cuts Amount<br>Above/Below<br>Avg (\$937) | 2011-12<br>Cuts Per<br>Student Per<br>County Cuts<br>Above/Below<br>Avg (\$937) |
|--|--------|---|--|---|
| WESTBURY   | Nassau | -\$974                                      | \$37   |   |
| ELMONT   | Nassau | -\$950                                      | \$13   |   |
| ISLAND TREES   | Nassau | -\$929                                      | -\$8   |   |
| NORTH BELLMORE   | Nassau | -\$844                                      | -\$93  |   |
| LEVITTOWN  | Nassau | -\$836                                      | -\$100   |   |
| EAST MEADOW  | Nassau | -\$792                                      | -\$145   |   |
| WEST HEMPSTEAD   | Nassau | -\$777                                      | -\$160   |   |
| VALLEY STR CHS   | Nassau | -\$775                                      | -\$162   |   |
| NORTH MERRICK  | Nassau | -\$764                                      | -\$173   |   |
| BALDWIN  | Nassau | -\$725                                      | -\$212   |   |
| WANTAGH  | Nassau | -\$716                                      | -\$220   |   |
| MALVERNE   | Nassau | -\$708                                      | -\$228   |   |
| VALLEY STR UF  | Nassau | -\$693                                      | -\$244   |   |
| MERRICK  | Nassau | -\$669                                      | -\$268   |   |
| SEAFORD  | Nassau | -\$661                                      | -\$276   |   |
| BELLMORE-MERRI   | Nassau | -\$658                                      | -\$279   |   |
| SEWANHAKA  | Nassau | -\$657                                      | -\$280   |   |
| FARMINGDALE  | Nassau | -\$655                                      | -\$282   |   |
| V STR THIRTEEN   | Nassau | -\$654                                      | -\$283   |   |
| EAST ROCKAWAY  | Nassau | -\$654                                      | -\$283   |   |
| BELLMORE   | Nassau | -\$646                                      | -\$291   |   |
| BETHPAGE   | Nassau | -\$633                                      | -\$303   |   |
| PLAINEDGE  | Nassau | -\$618                                      | -\$318   |   |
| FRANKLIN SQUAR   | Nassau | -\$612                                      | -\$325   |   |
| ISLAND PARK  | Nassau | -\$590                                      | -\$347   |   |
| HICKSVILLE   | Nassau | -\$589                                      | -\$348   |   |
| OCEANSIDE  | Nassau | -\$583                                      | -\$354   |   |
| CARLE PLACE  | Nassau | -\$582                                      | -\$354   |   |
| MASSAPEQUA   | Nassau | -\$541                                      | -\$396   |   |
| LYNBROOK   | Nassau | -\$534                                      | -\$403   |   |
| LAWRENCE   | Nassau | -\$533                                      | -\$403   |   |
| FLORAL PARK  | Nassau | -\$529                                      | -\$408   |   |
| NEW HYDE PARK  | Nassau | -\$517                                      | -\$420   |   |
| PLAINVIEW  | Nassau | -\$492                                      | -\$444   |   |
| ROCKVILLE CENT   | Nassau | -\$476                                      | -\$461   |   |
| GLEN COVE  | Nassau | -\$474                                      | -\$463   |   |
| HERRICKS   | Nassau | -\$468                                      | -\$469   |   |
| HEWLETT WOODME   | Nassau | -\$462                                      | -\$475   |   |
| MINEOLA  | Nassau | -\$408                                      | -\$529   |   |


|  <p><b>SSFC ENACTED</b><br/>District by District<br/>Cuts as % of Total<br/>Budget &amp; Levy</p> | County   | ENACTED<br>State Aid<br>Cuts Per<br>Student | ENACTED<br>Cuts Amount<br>Above/Below<br>Avg (\$937) | 2011-12<br>Cuts Per<br>Student Per<br>County Cuts<br>Above/Below<br>Avg (\$937) |
|--|----------|---|--|---|
| SYOSSET  | Nassau   | -\$359                                      | -\$578   |   |
| LOCUST VALLEY  | Nassau   | -\$342                                      | -\$594   |   |
| OYSTER BAY   | Nassau   | -\$324                                      | -\$612   |   |
| JERICO   | Nassau   | -\$320                                      | -\$617   |   |
| EAST WILLISTON   | Nassau   | -\$319                                      | -\$618   |   |
| NORTH SHORE  | Nassau   | -\$310                                      | -\$627   |   |
| ROSLYN   | Nassau   | -\$281                                      | -\$655   |   |
| MANHASSET  | Nassau   | -\$279                                      | -\$658   |   |
| GREAT NECK   | Nassau   | -\$272                                      | -\$665   |   |
| PORT WASHINGTO   | Nassau   | -\$269                                      | -\$667   |   |
| GARDEN CITY  | Nassau   | -\$269                                      | -\$668   |   |
| NEW YORK CITY  | NYC      | -\$815                                      | -\$122   | -\$815  |
| WILSON   | Niagara  | -\$1,709                                    | \$772  | Niagara   |
| NEWFANE  | Niagara  | -\$1,701                                    | \$764  | -\$1,378  |
| N. TONAWANDA   | Niagara  | -\$1,679                                    | \$742  |   |
| ROYALTON HARTL   | Niagara  | -\$1,603                                    | \$666  |   |
| LOCKPORT   | Niagara  | -\$1,576                                    | \$639  |   |
| NIAGARA WHEATF   | Niagara  | -\$1,336                                    | \$399  |   |
| BARKER   | Niagara  | -\$1,244                                    | \$308  |   |
| LEWISTON PORTE   | Niagara  | -\$1,147                                    | \$211  |   |
| STARPOINT  | Niagara  | -\$1,112                                    | \$175  |   |
| NIAGARA FALLS  | Niagara  | -\$1,104                                    | \$168  |   |
| REMSEN   | Oneida   | -\$2,224                                    | \$1,288  | Oneida  |
| ORISKANY   | Oneida   | -\$1,949                                    | \$1,012  | -\$1,180  |
| HOLLAND PATENT   | Oneida   | -\$1,879                                    | \$942  |   |
| WESTMORELAND   | Oneida   | -\$1,850                                    | \$913  |   |
| WATERVILLE   | Oneida   | -\$1,832                                    | \$895  |   |
| SAUQUOIT VALLE   | Oneida   | -\$1,781                                    | \$845  |   |
| SHERRILL   | Oneida   | -\$1,679                                    | \$743  |   |
| WHITESBORO   | Oneida   | -\$1,433                                    | \$496  |   |
| CAMDEN   | Oneida   | -\$1,273                                    | \$336  |   |
| NEW YORK MILLS   | Oneida   | -\$1,253                                    | \$316  |   |
| ADIRONDACK   | Oneida   | -\$1,233                                    | \$296  |   |
| CLINTON  | Oneida   | -\$1,196                                    | \$260  |   |
| ROME   | Oneida   | -\$1,097                                    | \$160  |   |
| NEW HARTFORD   | Oneida   | -\$763                                      | -\$174   |   |
| UTICA  | Oneida   | -\$688                                      | -\$249   |   |
| LA FAYETTE   | Onondaga | -\$1,907                                    | \$970  | Onondaga  |
| JORDAN ELBRIDG   | Onondaga | -\$1,817                                    | \$881  | -\$1,107  |


|  <p><b>SSFC ENACTED</b><br/>District by District<br/>Cuts as % of Total<br/>Budget &amp; Levy</p> | County   | ENACTED<br>State Aid<br>Cuts Per<br>Student | ENACTED<br>Cuts Amount<br>Above/Below<br>Avg (\$937) | 2011-12<br>Cuts Per<br>Student Per<br>County Cuts<br>Above/Below<br>Avg (\$937) |
|--|----------|---|--|---|
| FABIUS-POMPEY  | Onondaga | -\$1,653                                    | \$716  |   |
| SOLVAY   | Onondaga | -\$1,535                                    | \$598  |   |
| TULLY  | Onondaga | -\$1,526                                    | \$589  |   |
| ONONDAGA   | Onondaga | -\$1,500                                    | \$563  |   |
| LYNCOURT   | Onondaga | -\$1,414                                    | \$477  |   |
| LIVERPOOL  | Onondaga | -\$1,382                                    | \$445  |   |
| E SYRACUSE-MIN   | Onondaga | -\$1,335                                    | \$398  |   |
| BALDWINVILLE   | Onondaga | -\$1,264                                    | \$327  |   |
| WESTHILL   | Onondaga | -\$1,188                                    | \$252  |   |
| NORTH SYRACUSE   | Onondaga | -\$1,188                                    | \$251  |   |
| MARCELLUS  | Onondaga | -\$1,171                                    | \$234  |   |
| WEST GENESEE   | Onondaga | -\$1,043                                    | \$107  |   |
| SYRACUSE   | Onondaga | -\$912                                      | -\$25  |   |
| FAYETTEVILLE   | Onondaga | -\$704                                      | -\$232   |   |
| SKANEATELES  | Onondaga | -\$667                                      | -\$270   |   |
| JAMESVILLE-DEW   | Onondaga | -\$602                                      | -\$334   |   |
| PHELPS-CLIFTON   | Ontario  | -\$1,860                                    | \$924  | Ontario   |
| GORHAM-MIDDLES   | Ontario  | -\$1,731                                    | \$795  | -\$1,214  |
| MANCHSTR-SHRTS   | Ontario  | -\$1,729                                    | \$792  |   |
| EAST BLOOMFIEL   | Ontario  | -\$1,511                                    | \$574  |   |
| HONEOYE  | Ontario  | -\$1,397                                    | \$460  |   |
| GENEVA   | Ontario  | -\$1,175                                    | \$238  |   |
| CANANDAIGUA  | Ontario  | -\$1,160                                    | \$224  |   |
| NAPLES   | Ontario  | -\$926                                      | -\$11  |   |
| VICTOR   | Ontario  | -\$694                                      | -\$243   |   |
| KIRYAS JOEL  | Orange   | -\$2,404                                    | \$1,467  | Orange  |
| HIGHLAND FALLS   | Orange   | -\$1,620                                    | \$683  | -\$1,102  |
| PINE BUSH  | Orange   | -\$1,499                                    | \$562  |   |
| GREENWOOD LAKE   | Orange   | -\$1,467                                    | \$530  |   |
| VALLEY-MONTGMR   | Orange   | -\$1,277                                    | \$340  |   |
| NEWBURGH   | Orange   | -\$1,234                                    | \$298  |   |
| PORT JERVIS  | Orange   | -\$1,201                                    | \$264  |   |
| MIDDLETOWN   | Orange   | -\$1,175                                    | \$238  |   |
| MINISINK VALLE   | Orange   | -\$1,152                                    | \$216  |   |
| CHESTER  | Orange   | -\$1,054                                    | \$118  |   |
| WASHINGTONVILL   | Orange   | -\$981                                      | \$44   |   |
| WARWICK VALLEY   | Orange   | -\$856                                      | -\$81  |   |
| MONROE WOODBU  | Orange   | -\$851                                      | -\$85  |   |
| GOSHEN   | Orange   | -\$838                                      | -\$98  |   |


|  <p><b>SSFC ENACTED</b><br/>District by District<br/>Cuts as % of Total<br/>Budget &amp; Levy</p> | County     | ENACTED<br>State Aid<br>Cuts Per<br>Student | ENACTED<br>Cuts Amount<br>Above/Below<br>Avg (\$937) | 2011-12<br>Cuts Per<br>Student Per<br>County Cuts<br>Above/Below<br>Avg (\$937) |
|--|------------|---|--|---|
| FLORIDA  | Orange     | -\$723                                      | -\$214   |   |
| CORNWALL   | Orange     | -\$679                                      | -\$258   |   |
| TUXEDO   | Orange     | -\$336                                      | -\$600   |   |
| KENDALL  | Orleans    | -\$1,893                                    | \$957  | Orleans   |
| LYNDONVILLE  | Orleans    | -\$1,841                                    | \$905  | -\$1,302  |
| HOLLEY   | Orleans    | -\$1,616                                    | \$679  |   |
| MEDINA   | Orleans    | -\$1,093                                    | \$157  |   |
| ALBION   | Orleans    | -\$897                                      | -\$39  |   |
| MEXICO   | Oswego     | -\$1,756                                    | \$820  | Oswego  |
| PHOENIX  | Oswego     | -\$1,685                                    | \$748  | -\$1,246  |
| SANDY CREEK  | Oswego     | -\$1,586                                    | \$649  |   |
| CENTRAL SQUARE   | Oswego     | -\$1,480                                    | \$544  |   |
| ALTMAR PARISH  | Oswego     | -\$1,283                                    | \$346  |   |
| PULASKI  | Oswego     | -\$1,223                                    | \$286  |   |
| HANNIBAL   | Oswego     | -\$965                                      | \$28   |   |
| FULTON   | Oswego     | -\$964                                      | \$27   |   |
| OSWEGO   | Oswego     | -\$778                                      | -\$158   |   |
| LAURENS  | Otsego     | -\$1,579                                    | \$642  | Otsego  |
| MILFORD  | Otsego     | -\$1,431                                    | \$495  | -\$1,310  |
| SCHENEVUS  | Otsego     | -\$1,423                                    | \$487  |   |
| WORCESTER  | Otsego     | -\$1,381                                    | \$444  |   |
| CHERRY VLY-SPR   | Otsego     | -\$1,366                                    | \$429  |   |
| ONEONTA  | Otsego     | -\$1,338                                    | \$401  |   |
| EDMESTON   | Otsego     | -\$1,326                                    | \$389  |   |
| RICHFIELD SPRI   | Otsego     | -\$1,318                                    | \$381  |   |
| GLBTSVLLE-MT U   | Otsego     | -\$1,313                                    | \$376  |   |
| MORRIS   | Otsego     | -\$1,309                                    | \$372  |   |
| OTEGO-UNADILLA   | Otsego     | -\$1,272                                    | \$336  |   |
| COOPERSTOWN  | Otsego     | -\$1,032                                    | \$95   |   |
| BREWSTER   | Putnam     | -\$904                                      | -\$33  | Putnam  |
| MAHOPAC  | Putnam     | -\$886                                      | -\$50  | -\$793  |
| CARMEL   | Putnam     | -\$752                                      | -\$185   |   |
| GARRISON   | Putnam     | -\$642                                      | -\$295   |   |
| HALDANE  | Putnam     | -\$596                                      | -\$341   |   |
| PUTNAM VALLEY  | Putnam     | -\$558                                      | -\$379   |   |
| BERLIN   | Rensselaer | -\$2,068                                    | \$1,132  | Rensselaer  |
| HOOSICK FALLS  | Rensselaer | -\$1,836                                    | \$899  | -\$1,293  |
| HOOSIC VALLEY  | Rensselaer | -\$1,721                                    | \$785  |   |
| WYNANTSKILL  | Rensselaer | -\$1,368                                    | \$431  |   |


|  <p><b>SSFC ENACTED</b><br/>District by District<br/>Cuts as % of Total<br/>Budget &amp; Levy</p> | County     | ENACTED<br>State Aid<br>Cuts Per<br>Student | ENACTED<br>Cuts Amount<br>Above/Below<br>Avg (\$937) | 2011-12<br>Cuts Per<br>Student Per<br>County Cuts<br>Above/Below<br>Avg (\$937) |
|--|------------|---|--|---|
| SCHODACK   | Rensselaer | -\$1,342                                    | \$406  |   |
| RENSELAER  | Rensselaer | -\$1,342                                    | \$406  |   |
| TROY   | Rensselaer | -\$1,269                                    | \$332  |   |
| AVERILL PARK   | Rensselaer | -\$1,268                                    | \$332  |   |
| BRUNSWICK CENT   | Rensselaer | -\$1,234                                    | \$297  |   |
| EAST GREENBUSH   | Rensselaer | -\$1,074                                    | \$138  |   |
| LANSINGBURGH   | Rensselaer | -\$1,008                                    | \$71   |   |
| EAST RAMAPO  | Rockland   | -\$1,265                                    | \$328  | Rockland  |
| HAVERSTRAW-ST  | Rockland   | -\$976                                      | \$40   | -\$808  |
| CLARKSTOWN   | Rockland   | -\$635                                      | -\$302   |   |
| RAMAPO   | Rockland   | -\$629                                      | -\$308   |   |
| S. ORANGETOWN  | Rockland   | -\$606                                      | -\$330   |   |
| NANUET   | Rockland   | -\$583                                      | -\$354   |   |
| PEARL RIVER  | Rockland   | -\$556                                      | -\$381   |   |
| NYACK  | Rockland   | -\$539                                      | -\$398   |   |
| CANTON   | St. Lawren | -\$1,927                                    | \$990  | St. Lawrence  |
| POTSDAM  | St. Lawren | -\$1,858                                    | \$921  | -\$1,297  |
| CLIFTON FINE   | St. Lawren | -\$1,750                                    | \$813  |   |
| HERMON DEKALB  | St. Lawren | -\$1,507                                    | \$570  |   |
| COLTON PIERREP   | St. Lawren | -\$1,395                                    | \$458  |   |
| HEUVELTON  | St. Lawren | -\$1,362                                    | \$425  |   |
| MORRISTOWN   | St. Lawren | -\$1,333                                    | \$397  |   |
| EDWARDS-KNOX   | St. Lawren | -\$1,307                                    | \$371  |   |
| NORWOOD NORFOI   | St. Lawren | -\$1,284                                    | \$347  |   |
| HAMMOND  | St. Lawren | -\$1,268                                    | \$332  |   |
| PARISHVILLE  | St. Lawren | -\$1,245                                    | \$308  |   |
| OGDENSBURG   | St. Lawren | -\$1,215                                    | \$279  |   |
| BRASHER FALLS  | St. Lawren | -\$1,155                                    | \$219  |   |
| MADRID WADDING   | St. Lawren | -\$1,154                                    | \$217  |   |
| GOUVERNEUR   | St. Lawren | -\$1,082                                    | \$146  |   |
| LISBON   | St. Lawren | -\$1,019                                    | \$83   |   |
| MASSENA  | St. Lawren | -\$959                                      | \$22   |   |
| EDINBURG   | Saratoga   | -\$2,659                                    | \$1,722  | Saratoga  |
| CORINTH  | Saratoga   | -\$1,735                                    | \$798  | -\$995  |
| GALWAY   | Saratoga   | -\$1,499                                    | \$562  |   |
| STILLWATER   | Saratoga   | -\$1,385                                    | \$448  |   |
| S. GLENS FALLS   | Saratoga   | -\$1,365                                    | \$429  |   |
| WATERFORD  | Saratoga   | -\$1,364                                    | \$428  |   |
| SCHUYLERVILLE  | Saratoga   | -\$1,247                                    | \$310  |   |


|  <p><b>SSFC ENACTED<br/>District by District<br/>Cuts as % of Total<br/>Budget &amp; Levy</b></p> | County    | ENACTED<br>State Aid<br>Cuts Per<br>Student | ENACTED<br>Cuts Amount<br>Above/Below<br>Avg (\$937) | 2011-12<br>Cuts Per<br>Student Per<br>County Cuts<br>Above/Below<br>Avg (\$937) |
|--|-----------|---|--|---|
| MECHANICVILLE  | Saratoga  | -\$1,226                                    | \$289  |   |
| BALLSTON SPA   | Saratoga  | -\$1,096                                    | \$159  |   |
| BURNT HILLS  | Saratoga  | -\$874                                      | -\$63  |   |
| SARATOGA SPRIN   | Saratoga  | -\$774                                      | -\$163   |   |
| SHENENDEHOWA   | Saratoga  | -\$705                                      | -\$232   |   |
| DUANESBURG   | Schenecta | -\$1,457                                    | \$521  | Schenectady   |
| SCOTIA GLENVIL   | Schenecta | -\$1,237                                    | \$301  | -\$1,004  |
| MOHONASEN  | Schenecta | -\$1,129                                    | \$192  |   |
| SCHALMONT  | Schenecta | -\$1,033                                    | \$96   |   |
| SCHENECTADY  | Schenecta | -\$931                                      | -\$6   |   |
| NISKAYUNA  | Schenecta | -\$827                                      | -\$109   |   |
| SCHOHARIE  | Schoharie | -\$2,122                                    | \$1,185  | Schoharie   |
| COBLESKL-RICHM   | Schoharie | -\$1,854                                    | \$917  | -\$1,743  |
| SHARON SPRINGS   | Schoharie | -\$1,650                                    | \$714  |   |
| MIDDLEBURGH  | Schoharie | -\$1,468                                    | \$531  |   |
| GILBOA CONESVI   | Schoharie | -\$1,304                                    | \$368  |   |
| JEFFERSON  | Schoharie | -\$1,284                                    | \$347  |   |
| WATKINS GLEN   | Schuyler  | -\$2,076                                    | \$1,140  | Schuyler  |
| ODESSA MONTOUR   | Schuyler  | -\$1,169                                    | \$233  | -\$1,712  |
| SOUTH SENECA   | Seneca    | -\$1,743                                    | \$806  | Seneca  |
| SENECA FALLS   | Seneca    | -\$1,725                                    | \$788  | -\$1,512  |
| ROMULUS  | Seneca    | -\$1,544                                    | \$608  |   |
| WATERLOO CENT  | Seneca    | -\$1,244                                    | \$307  |   |
| WAYLAND-COHOCT   | Steuben   | -\$1,685                                    | \$748  | Steuben   |
| ARKPORT  | Steuben   | -\$1,654                                    | \$717  | -\$1,361  |
| CANISTEO-GREEN   | Steuben   | -\$1,560                                    | \$624  |   |
| AVOCA  | Steuben   | -\$1,539                                    | \$603  |   |
| BRADFORD   | Steuben   | -\$1,537                                    | \$601  |   |
| CORNING  | Steuben   | -\$1,383                                    | \$447  |   |
| PRATTSBURG   | Steuben   | -\$1,378                                    | \$442  |   |
| ADDISON  | Steuben   | -\$1,372                                    | \$436  |   |
| CAMPBELL-SAVON   | Steuben   | -\$1,309                                    | \$372  |   |
| BATH   | Steuben   | -\$1,252                                    | \$315  |   |
| JASPER-TRPSBRG   | Steuben   | -\$1,181                                    | \$244  |   |
| HORNELL  | Steuben   | -\$1,065                                    | \$129  |   |
| HAMMONDSPORT   | Steuben   | -\$876                                      | -\$61  |   |
| FIRE ISLAND  | Suffolk   | -\$4,646                                    | \$3,710  | Suffolk   |
| SOUTH COUNTRY  | Suffolk   | -\$1,441                                    | \$504  | -\$934  |
| SACHEM   | Suffolk   | -\$1,400                                    | \$463  |   |

|  <p><b>SSFC ENACTED</b><br/>District by District<br/>Cuts as % of Total<br/>Budget &amp; Levy</p> | County  | ENACTED<br>State Aid<br>Cuts Per<br>Student | ENACTED<br>Cuts Amount<br>Above/Below<br>Avg (\$937) | 2011-12<br>Cuts Per<br>Student Per<br>County Cuts<br>Above/Below<br>Avg (\$937) |
|--|---------|---|--|---|
| AMITYVILLE   | Suffolk | -\$1,320                                    | \$383  |   |
| WYANDANCH  | Suffolk | -\$1,305                                    | \$369  |   |
| NORTH BABYLON  | Suffolk | -\$1,300                                    | \$364  |   |
| CENTRAL ISLIP  | Suffolk | -\$1,294                                    | \$358  |   |
| MIDDLE COUNTRY   | Suffolk | -\$1,281                                    | \$345  |   |
| COPIAGUE   | Suffolk | -\$1,266                                    | \$330  |   |
| WILLIAM FLOYD  | Suffolk | -\$1,258                                    | \$321  |   |
| COMSEWOGUE   | Suffolk | -\$1,208                                    | \$271  |   |
| PATCHOGUE-MEDF   | Suffolk | -\$1,186                                    | \$249  |   |
| LONGWOOD   | Suffolk | -\$1,172                                    | \$235  |   |
| WEST BABYLON   | Suffolk | -\$1,142                                    | \$205  |   |
| SAYVILLE   | Suffolk | -\$1,137                                    | \$200  |   |
| BAY SHORE  | Suffolk | -\$1,049                                    | \$113  |   |
| MOUNT SINAI  | Suffolk | -\$1,033                                    | \$96   |   |
| CONNETQUOT   | Suffolk | -\$1,006                                    | \$70   |   |
| LINDENHURST  | Suffolk | -\$1,005                                    | \$68   |   |
| EAST ISLIP   | Suffolk | -\$1,003                                    | \$67   |   |
| BRENTWOOD  | Suffolk | -\$974                                      | \$37   |   |
| OYSTERPONDS  | Suffolk | -\$964                                      | \$27   |   |
| ISLIP  | Suffolk | -\$936                                      | \$0  |   |
| MILLER PLACE   | Suffolk | -\$930                                      | -\$7   |   |
| BAYPORT BLUE P   | Suffolk | -\$924                                      | -\$13  |   |
| EAST MORICHES  | Suffolk | -\$920                                      | -\$17  |   |
| THREE VILLAGE  | Suffolk | -\$913                                      | -\$24  |   |
| WEST ISLIP   | Suffolk | -\$874                                      | -\$62  |   |
| ROCKY POINT  | Suffolk | -\$871                                      | -\$66  |   |
| BRIDGEHAMPTON  | Suffolk | -\$844                                      | -\$93  |   |
| DEER PARK  | Suffolk | -\$807                                      | -\$130   |   |
| EASTPORT-SOUTH   | Suffolk | -\$791                                      | -\$146   |   |
| FISHERS ISLAND   | Suffolk | -\$777                                      | -\$160   |   |
| CENTER MORICHE   | Suffolk | -\$754                                      | -\$182   |   |
| RIVERHEAD  | Suffolk | -\$744                                      | -\$193   |   |
| BABYLON  | Suffolk | -\$720                                      | -\$217   |   |
| S. HUNTINGTON  | Suffolk | -\$707                                      | -\$230   |   |
| KINGS PARK   | Suffolk | -\$700                                      | -\$237   |   |
| COMMACK  | Suffolk | -\$686                                      | -\$251   |   |
| SMITHTOWN  | Suffolk | -\$669                                      | -\$268   |   |
| HARBORFIELDS   | Suffolk | -\$641                                      | -\$296   |   |
| REMSENBURG   | Suffolk | -\$631                                      | -\$306   |   |

|  <p><b>SSFC ENACTED</b><br/>District by District<br/>Cuts as % of Total<br/>Budget &amp; Levy</p> | County   | ENACTED<br>State Aid<br>Cuts Per<br>Student | ENACTED<br>Cuts Amount<br>Above/Below<br>Avg (\$937) | 2011-12<br>Cuts Per<br>Student Per<br>County Cuts<br>Above/Below<br>Avg (\$937) |
|--|----------|---|--|---|
| AMAGANSETT   | Suffolk  | -\$623                                      | -\$313   |   |
| EAST QUOGUE  | Suffolk  | -\$614                                      | -\$322   |   |
| SHOREHAM-WADIN   | Suffolk  | -\$612                                      | -\$324   |   |
| ELWOOD   | Suffolk  | -\$605                                      | -\$331   |   |
| HAUPPAUGE  | Suffolk  | -\$588                                      | -\$349   |   |
| QUOGUE   | Suffolk  | -\$582                                      | -\$355   |   |
| MONTAUK  | Suffolk  | -\$573                                      | -\$363   |   |
| PORT JEFFERSON   | Suffolk  | -\$573                                      | -\$363   |   |
| TUCKAHOE COMMC   | Suffolk  | -\$546                                      | -\$391   |   |
| HUNTINGTON   | Suffolk  | -\$524                                      | -\$413   |   |
| HALF HOLLOW HI   | Suffolk  | -\$513                                      | -\$424   |   |
| SHELTER ISLAND   | Suffolk  | -\$476                                      | -\$461   |   |
| HAMPTON BAYS   | Suffolk  | -\$459                                      | -\$478   |   |
| SOUTHOLD   | Suffolk  | -\$437                                      | -\$499   |   |
| SPRINGS  | Suffolk  | -\$418                                      | -\$519   |   |
| GREENPORT  | Suffolk  | -\$411                                      | -\$526   |   |
| MATTITUCK-CUTC   | Suffolk  | -\$393                                      | -\$544   |   |
| NORTHPORT  | Suffolk  | -\$392                                      | -\$545   |   |
| SAG HARBOR   | Suffolk  | -\$364                                      | -\$573   |   |
| SOUTHAMPTON  | Suffolk  | -\$332                                      | -\$605   |   |
| COLD SPRING HA   | Suffolk  | -\$299                                      | -\$637   |   |
| EAST HAMPTON   | Suffolk  | -\$296                                      | -\$640   |   |
| WESTHAMPTON BE   | Suffolk  | -\$244                                      | -\$692   |   |
| LIBERTY  | Sullivan | -\$1,570                                    | \$634  | Sullivan  |
| ROSCOE   | Sullivan | -\$1,507                                    | \$570  | -\$1,344  |
| TRI VALLEY   | Sullivan | -\$1,477                                    | \$540  |   |
| SULLIVAN WEST  | Sullivan | -\$1,448                                    | \$512  |   |
| FALLSBURGH   | Sullivan | -\$1,437                                    | \$501  |   |
| LIVINGSTON MAN   | Sullivan | -\$1,418                                    | \$481  |   |
| MONTICELLO   | Sullivan | -\$1,179                                    | \$243  |   |
| ELDRED   | Sullivan | -\$905                                      | -\$32  |   |
| NEWARK VALLEY  | Tioga    | -\$1,918                                    | \$982  | Tioga   |
| SPENCER VAN ET   | Tioga    | -\$1,671                                    | \$734  | -\$1,429  |
| OWEGO-APALACHI   | Tioga    | -\$1,602                                    | \$665  |   |
| CANDOR   | Tioga    | -\$1,589                                    | \$652  |   |
| TIOGA  | Tioga    | -\$1,009                                    | \$73   |   |
| WAVERLY  | Tioga    | -\$875                                      | -\$62  |   |
| DRYDEN   | Tompkins | -\$1,841                                    | \$905  | Tompkins  |
| TRUMANSBURG  | Tompkins | -\$1,779                                    | \$842  | -\$1,291  |

|  <p><b>SSFC ENACTED</b><br/>District by District<br/>Cuts as % of Total<br/>Budget &amp; Levy</p> | County    | ENACTED<br>State Aid<br>Cuts Per<br>Student | ENACTED<br>Cuts Amount<br>Above/Below<br>Avg (\$937) | 2011-12<br>Cuts Per<br>Student Per<br>County Cuts<br>Above/Below<br>Avg (\$937) |
|--|-----------|---|--|---|
| GROTON   | Tompkins  | -\$1,661                                    | \$725  |   |
| NEWFIELD   | Tompkins  | -\$1,229                                    | \$293  |   |
| LANSING  | Tompkins  | -\$1,139                                    | \$202  |   |
| ITHACA   | Tompkins  | -\$963                                      | \$27   |   |
| ELLENVILLE   | Ulster    | -\$1,509                                    | \$572  | Ulster  |
| KINGSTON   | Ulster    | -\$1,271                                    | \$334  | -\$1,177  |
| WALLKILL   | Ulster    | -\$1,224                                    | \$287  |   |
| RONDOUT VALLEY   | Ulster    | -\$1,208                                    | \$272  |   |
| HIGHLAND   | Ulster    | -\$1,156                                    | \$220  |   |
| SAUGERTIES   | Ulster    | -\$1,143                                    | \$206  |   |
| ONTEORA  | Ulster    | -\$1,129                                    | \$192  |   |
| NEW PALTZ  | Ulster    | -\$979                                      | \$42   |   |
| MARLBORO   | Ulster    | -\$796                                      | -\$141   |   |
| HADLEY LUZERNE   | Warren    | -\$1,536                                    | \$599  | Warren  |
| WARRENSBURG  | Warren    | -\$1,435                                    | \$499  | -\$1,146  |
| GLENS FALLS  | Warren    | -\$1,400                                    | \$463  |   |
| GLENS FALLS CO   | Warren    | -\$1,220                                    | \$284  |   |
| JOHNSBURG  | Warren    | -\$1,134                                    | \$197  |   |
| NORTH WARREN   | Warren    | -\$1,101                                    | \$165  |   |
| QUEENSBURY   | Warren    | -\$1,034                                    | \$98   |   |
| BOLTON   | Warren    | -\$788                                      | -\$148   |   |
| LAKE GEORGE  | Warren    | -\$469                                      | -\$468   |   |
| HARTFORD   | Washingto | -\$2,070                                    | \$1,134  | Washington  |
| SALEM  | Washingto | -\$2,016                                    | \$1,080  | -\$1,498  |
| ARGYLE   | Washingto | -\$2,001                                    | \$1,064  |   |
| WHITEHALL  | Washingto | -\$1,873                                    | \$937  |   |
| CAMBRIDGE  | Washingto | -\$1,837                                    | \$901  |   |
| PUTNAM   | Washingto | -\$1,735                                    | \$798  |   |
| GREENWICH  | Washingto | -\$1,493                                    | \$556  |   |
| FORT ANN   | Washingto | -\$1,348                                    | \$411  |   |
| FORT EDWARD  | Washingto | -\$1,305                                    | \$369  |   |
| GRANVILLE  | Washingto | -\$1,166                                    | \$229  |   |
| HUDSON FALLS   | Washingto | -\$1,120                                    | \$184  |   |
| MARION   | Wayne     | -\$1,811                                    | \$875  | Wayne   |
| WILLIAMSON   | Wayne     | -\$1,738                                    | \$802  | -\$1,346  |
| PALMYRA-MACEDO   | Wayne     | -\$1,590                                    | \$653  |   |
| SODUS  | Wayne     | -\$1,336                                    | \$399  |   |
| CLYDE-SAVANNAH   | Wayne     | -\$1,297                                    | \$361  |   |
| GANANDA  | Wayne     | -\$1,276                                    | \$339  |   |

|  <p><b>SSFC ENACTED</b><br/>District by District<br/>Cuts as % of Total<br/>Budget &amp; Levy</p> | County    | ENACTED<br>State Aid<br>Cuts Per<br>Student | ENACTED<br>Cuts Amount<br>Above/Below<br>Avg (\$937) | 2011-12<br>Cuts Per<br>Student Per<br>County Cuts<br>Above/Below<br>Avg (\$937) |
|--|-----------|---|--|---|
| LYONS  | Wayne     | -\$1,258                                    | \$322  |   |
| N. ROSE-WOLCOT   | Wayne     | -\$1,233                                    | \$296  |   |
| RED CREEK  | Wayne     | -\$1,224                                    | \$288  |   |
| NEWARK   | Wayne     | -\$1,160                                    | \$224  |   |
| WAYNE  | Wayne     | -\$1,155                                    | \$219  |   |
| PEEKSKILL  | Westchest | -\$1,556                                    | \$620  | Westchester   |
| MOUNT VERNON   | Westchest | -\$1,533                                    | \$596  | -\$636  |
| YONKERS  | Westchest | -\$1,144                                    | \$207  |   |
| LAKELAND   | Westchest | -\$756                                      | -\$181   |   |
| POCANTICO HILL   | Westchest | -\$686                                      | -\$251   |   |
| PORT CHESTER   | Westchest | -\$665                                      | -\$272   |   |
| YORKTOWN   | Westchest | -\$651                                      | -\$286   |   |
| OSSINING   | Westchest | -\$627                                      | -\$309   |   |
| NEW ROCHELLE   | Westchest | -\$596                                      | -\$340   |   |
| HASTINGS ON HU   | Westchest | -\$565                                      | -\$371   |   |
| MT PLEAS CENT  | Westchest | -\$535                                      | -\$401   |   |
| VALHALLA   | Westchest | -\$522                                      | -\$415   |   |
| TARRYTOWN  | Westchest | -\$515                                      | -\$422   |   |
| GREENBURGH   | Westchest | -\$499                                      | -\$438   |   |
| PLEASANTVILLE  | Westchest | -\$484                                      | -\$453   |   |
| CROTON HARMON  | Westchest | -\$482                                      | -\$455   |   |
| ARDSLEY  | Westchest | -\$478                                      | -\$458   |   |
| DOBBS FERRY  | Westchest | -\$469                                      | -\$468   |   |
| HENDRICK HUDSO   | Westchest | -\$454                                      | -\$482   |   |
| SOMERS   | Westchest | -\$414                                      | -\$522   |   |
| BRIARCLIFF MAN   | Westchest | -\$410                                      | -\$526   |   |
| ELMSFORD   | Westchest | -\$401                                      | -\$536   |   |
| WHITE PLAINS   | Westchest | -\$395                                      | -\$542   |   |
| TUCKAHOE   | Westchest | -\$370                                      | -\$567   |   |
| KATONAH LEWISB   | Westchest | -\$365                                      | -\$572   |   |
| NORTH SALEM  | Westchest | -\$364                                      | -\$572   |   |
| PELHAM   | Westchest | -\$352                                      | -\$585   |   |
| CHAPPAQUA  | Westchest | -\$317                                      | -\$620   |   |
| EDGEMONT   | Westchest | -\$305                                      | -\$632   |   |
| BEDFORD  | Westchest | -\$288                                      | -\$649   |   |
| IRVINGTON  | Westchest | -\$287                                      | -\$650   |   |
| EASTCHESTER  | Westchest | -\$285                                      | -\$652   |   |
| BLIND BROOK-RY   | Westchest | -\$259                                      | -\$678   |   |
| HARRISON   | Westchest | -\$253                                      | -\$683   |   |

|  <p><b>SSFC ENACTED</b><br/>District by District<br/>Cuts as % of Total<br/>Budget &amp; Levy</p> | County    | ENACTED<br>State Aid<br>Cuts Per<br>Student | ENACTED<br>Cuts Amount<br>Above/Below<br>Avg (\$937) | 2011-12<br>Cuts Per<br>Student Per<br>County Cuts<br>Above/Below<br>Avg (\$937) |
|--|-----------|---|--|---|
| BYRAM HILLS  | Westchest | -\$241                                      | -\$696   |   |
| BRONXVILLE   | Westchest | -\$227                                      | -\$710   |   |
| RYE NECK   | Westchest | -\$220                                      | -\$717   |   |
| MAMARONECK   | Westchest | -\$220                                      | -\$717   |   |
| SCARSDALE  | Westchest | -\$192                                      | -\$744   |   |
| RYE  | Westchest | -\$174                                      | -\$763   |   |
| WYOMING  | Wyoming   | -\$2,275                                    | \$1,338  | Wyoming   |
| WARSAW   | Wyoming   | -\$1,901                                    | \$965  | -\$1,891  |
| PERRY  | Wyoming   | -\$1,898                                    | \$961  |   |
| ATTICA   | Wyoming   | -\$1,881                                    | \$944  |   |
| LETCHWORTH   | Wyoming   | -\$1,823                                    | \$886  |   |
| PENN YAN   | Yates     | -\$1,276                                    | \$340  | Yates   |
| DUNDEE   | Yates     | -\$1,082                                    | \$145  | -\$1,213  |
| Average  |           |   | -\$937   |   |